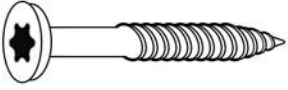
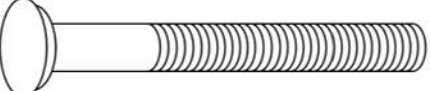
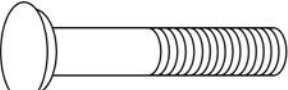
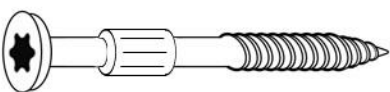




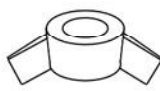

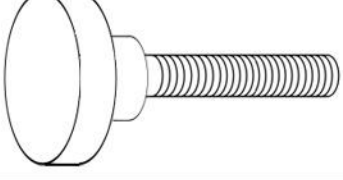

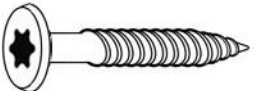
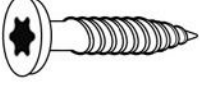
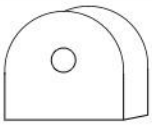

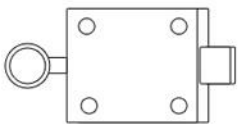



Instrukcja MADRYT_{v2}

2x S1			L = 35
2x S2			L = 50
2x S3			L = 35
8x C1		1x C2	
8x D1		1x D2	
22x K1			
2x N1		2x M6	
2x P1		2x P2	
2x S4			L = 26
4x S5			L = 16
2x Z1		1x	
1x X1		1x	

UWAGA!

Wszystkie elementy należy skręcać ręcznie. Zabrania się używania narzędzi elektrycznych.



